

DOSTEC 40: TECHNICAL FEATURES



D40 002

CODE FORMULATION

60 - A P 4 4 - P61 P P M							
MOTOR	HEAD	FREQUENCY	STROKE	DIAMETER	CYLINDER -PISTON	VALVE -BALL	CONNECTION
A: 3 Ph B: 2Ph 50Hz C: 2Ph 60Hz D: 12V DC 130W E: 12V DC 300W F: 24V DC 130W G: 24V DC 300W	P: Piston D: Diaphragm	1: 22 Strokes/min. 2: 36 Strokes/min. 3: 60 Strokes/min. 4: 120 Strokes/min. 5: 144 Strokes/min.	1: 4,5 mm 2: 7,5 mm 3: 9 mm 4: 15 mm	P24: Ø 24 mm P34: Ø 34 mm P49: Ø 49 mm P61: Ø 61 mm P77: Ø 77 mm D69: Ø 69 mm D95: Ø 95 mm D115: Ø115 mm	P: PP - PEUHMW C: PP - Ceramic I: S316 - Ceramic F: PVDF - Ceramic T: PTFE - Ceramic	P: PP - Soda. B: PP - Boro. I: S316 - S316 F: PVDF - Boro. T: PTFE - Boro.	M: 3/4" L: 6x12 X: 1"1/4

P: Piston
D: Diaphragm

FLOW- PRESSURE

	CODE	FLOW				PRESSURE		**Suction lift	
		50Hz		60Hz					
		l/h	GPH	l/h	GPH	bar	PSI	m	ft
Piston	60-AP11-P24__L	2,5	0.6	3	0.8	20/15	217	9	30
	60-AP13-P24__L	5	1.3	6	1.6	20/15	217	9	30
	60-AP14-P24__L	9	2.4	10.5	2.7	20/15	217	9	30
	60-AP33-P24__L	15	4	18	4.7	20/15	217	7	23
	60-AP34-P24__L	25	6.6	30	8	20/15	217	4	13
	*60-AP53-P24__L	36	9.5	-	-	15	217	3	10
	60-AP44-P24__L	50	13.2	60	16	15	217	3	10
	*60-AP53-P34__M	72	19	-	-	15	217	7	23
	60-AP44-P34__M	100	26.4	120	31.7	15	120	7	23
	*60-AP54-P34__M	120	31.7	-	-	15	217	6	20
	*60-AP53-P49__M	144	38.7	-	-	11	160	5	16
	60-AP44-P49__M	200	52.8	240	63.4	11	160	5	16
	60-AP54-P49__M	240	63.4	288	76	11	160	4	13
	60-AP44-P61__M	300	79	360	95	7	100	2	6
	*60-AP54-P61__M	360	95	-	-	7	100	2	6
	60-AP44-P77__M	500	132	600	158	4.5	65	0,5	2
	*60-AP54-P77__M	600	158	-	-	4	58	0,5	2
Diaphragm	60-AD11-D69__L	5,5-8	1.4-2.1	6.5-9.5	1.7-2.5	15	217	9	30
	60-AD21-D69__L	9,5-13	2.5-3.4	11.5-15.5	3-4	15	217	8	26
	60-AD31-D69__L	16-22	4.2-5.8	19-26	5-7	15	217	6	20
	60-AD41-D69__L	32-44	8.4-11.6	38-53	9.6-14	15	217	3	10
	*60-AD51-D69__L	38-53	10-14	-	-	15	217	8	26
	60-AD42-D69__M	57-77	15-20.3	68-92	18-24.6	10	145	6	20
	60-AD43-D69__M	69-93	18.2-24.5	83-111	22-29.4	10	145	2	6
	*60-AD51-D95__M	86-104	22.7-27.5	-	-	8	116	5	16
	60-AD42-D95__M	120-144	31.7-38	144-173	38-45.6	8	116	5	16
	60-AD43-D95__M	144-174	38-46	173-209	45.6-55	8	116	4	13
	*60-AD53-D95__M	173-209	45.7-55.2	-	-	8	116	4	13
	60-AD42-D115__M	209-237	55.2-62.6	251-284	66-75	5	72	3	10
	60-AD43-D115__M	251-285	66.3-75.3	301-342	79-90	5	72	3	10
	*60-AD53-D115__M	301-342	79.5-90.3	-	-	5	72	2	6

20bars models only with ceramic piston

Models with __L include priming valve

*Can not work at 60Hz

** Suction lift when dosing head an suction pipe are full and with pipe diameter corresponding to the valve (__L =øinner 6mm / __M = øinner20mm)

**Tested with water at 20°C

DOSTEC 40: TECHNICAL FEATURES

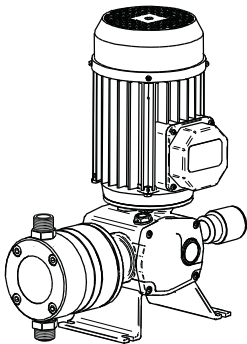
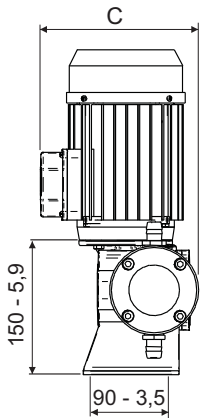
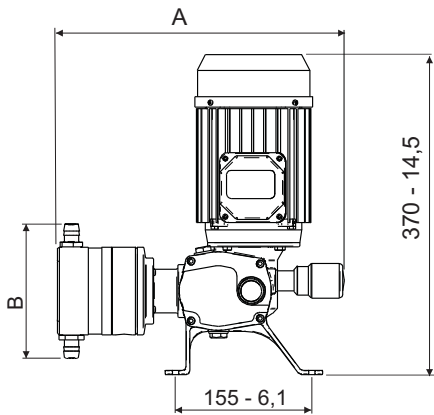




D40 002



MATERIALS

PISTON:	PEUHMW / Ceramic
DIAPHRAGM:	Elastomer base reinforced with fiber and P.T.F.E clothing
RETENTION:	FPM
CYLINDER:	P.P. / SS 316 / PVDF / PTFE
VALVE(body):	P.P. / SS 316 / PVDF / PTFE
VALVE(ball) :	Soda lime / Borosilicate / Ceramic
RING GEAR :	BRONZE .
PINION:	F-154 CEM.
BLOCK:	Aluminium cast
SHAFT :	F-154 CEM

DIMENSIONS



mm		I/h	A	B	C
		P77	320	175	205
		Rest	320	154	195
		I/h	A	B	C
		D69	280	154	195
		D95	285	184	195
		D115	285	204	207

in		I/h	A	B	C
		P77	12,6	6,9	8
		Rest	12,6	6	7,6
		I/h	A	B	C
		D69	11	6	7,6
		D95	11,2	7,2	7,6
		D115	11,2	8	8,1

WEIGHT: 10 Kg (22 lb)

MOTOR

POWER : 0.37 KW (0.5 HP)
PROTECTION : IP-55